

TECHNICAL PRODUCT SUBMITTAL



Amicus boost heat pumps

Key Features

- COP up to 4.94
- noise levels

•Low

Model

LAHP1202WW

Refrigerant		R134A
EFFICIENCY DATA -Part L2		
Heating Capacity (EN14511) ¹	kW	200.3
Total Power input (EN14511) ¹	kW	41.61
Heat Absorption capacity (EN14511) ¹	kW	159
COP (EN14511) ¹	W/W	4.814
EFFICIENCY DATA -ErP and Energy Label		
EcoDesign Energy Label Rating	LT/HT	A++/A++
Seasonal Efficiency Low temperature	%	198.9
SCOP Low Temperature		5.17
Seasonal Efficiency High temperature	%	160.9
SCOP High Temperature		4.22
GENERAL		
Power supply	V/Ph/Hz	400/3+N/50
Maximum input current ¹	A	106
Peak current ¹	A	325
Compressors/Circuits	n ^o	2/1
Source flow rate	litre/sec	7.655
Source circuit pressure drop	kpa	11.6
User flow rate	litre/sec	9.71
User circuit pressure drop	kpa	16.5
Sound power level	dB(A)	76
Sound pressure level	dB(A)	60
Flow/Return connections	Vitaalic Inch	2"
Minimum water content in the user circuit	litre	1500
DIMENSIONS		
Height	mm	1600
Width	mm	1150
Depth	mm	800
Weight	Kg	760

¹ rated conditions

source water 35/30, user water 65/60

Amicus Boost heat pumps must be installed and maintained in line with the Installation Commissioning and Maintenance Instructions which are available on the Literature & Downloads section of www.lochinvar.ltd.uk

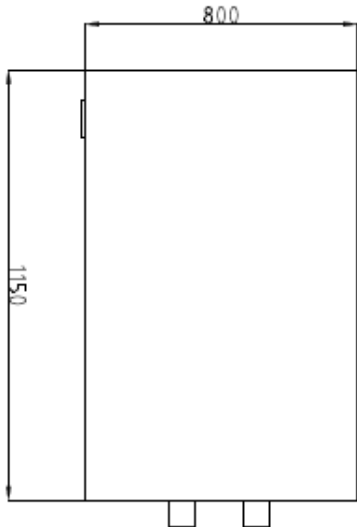
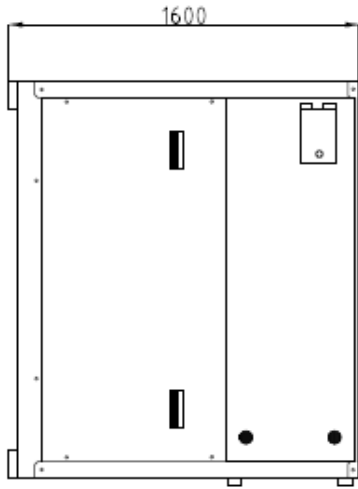
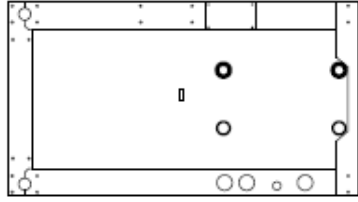
Particular attention should be made to:-

- Dimensions and clearances
- Minimum buffer vessel storage volumes
- Unit start up
- Water quality

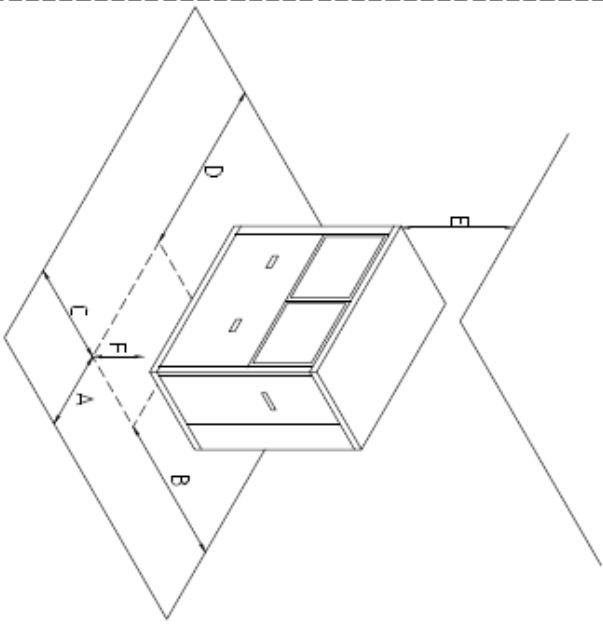
ErP and Warranty

ErP Data including Product Fiche and Energy Labels where applicable and Warranty information are also available at www.lochinvar.ltd.uk

Dimensions



Clearances



Legend	Unit	Model							
		302	402	602	702	902	1202	1402	
A	mm	1000	1000	1000	1000	1000	1000	1000	
B	mm	500	500	500	500	500	500	500	
C	mm	600	600	600	600	600	600	600	
D	mm	0	0	0	0	0	0	0	
E	mm	500	500	500	500	500	500	500	